

Financing

French Biotech and Medtech



492 M€ raised by French biotech and medtech



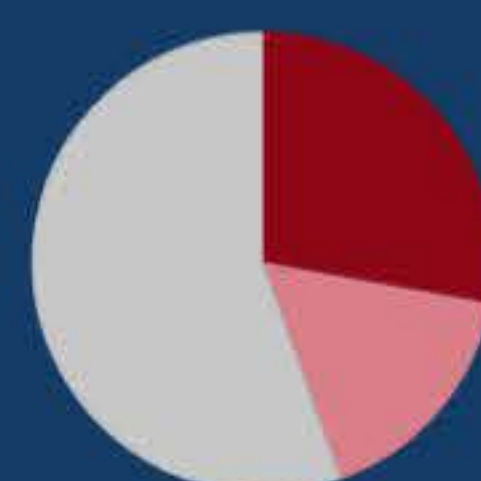
€ 137 M in private equity



€ 82 M in IPO



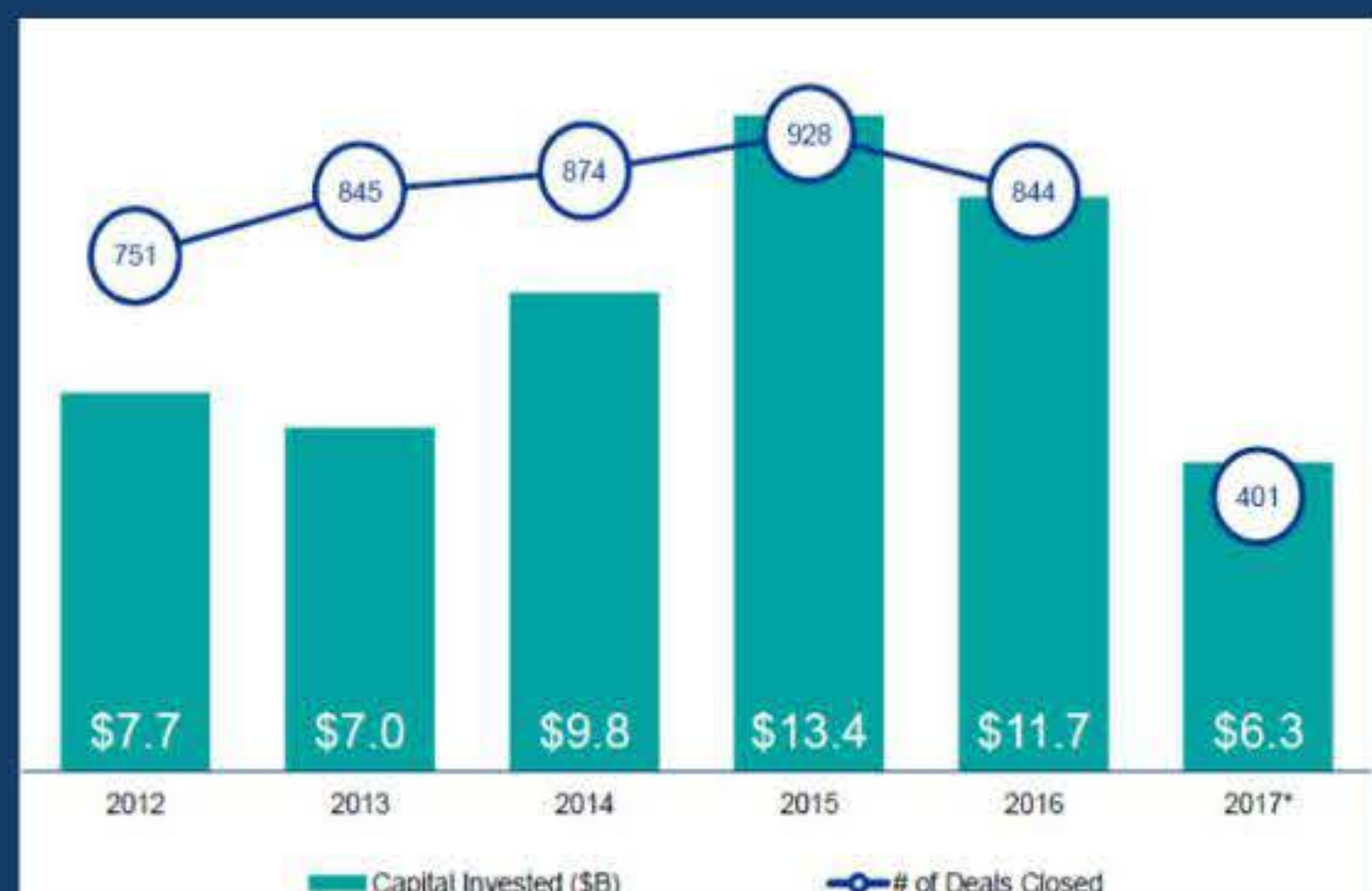
€ 273 M post-IPO



Private Equity

Private equity (27.85%)
IPO (16.67%)
Post-IPO (55.49%)

Global pharma & biotech investment activity



Global VC investments in biotech

Year	Capital Invested (€ Bn)	Deals
2016	€ 5.69 Bn	504 deals
1st semester 2017	€ 3.32 Bn	259 deals



French biotech and medtech



Biotech (81.88%)
Medtech (13.04%)
Diagnostics (2.90%)
E-health (2.17%)

€ 137 M in private equity

19 companies funded

€ 7.2 M funding on average

Biotech is the largest segment (80% of amounts)

Largest funding round made by Vivet Therapeutics : € 37.5 M

Sources: BioCentury (July 2017); KPMG (2017); France Biotech



Initial Public Offerings

3 IPO during 1st semester 2017

Feb. 2017



€ 48 M

Founded in 2011, biopharmaceutical company targeting fibrotic diseases, lysosomal diseases and oncology with a priority for the development of indications for orphan diseases.

Feb. 2017



€ 22.6 M

Founded in 2009, Lysogene develops gene therapies against neurodegenerative diseases.

May 2017



€ 11.5 M

Founded in 2014, Valbiotis develops innovative nutrition solutions dedicated to preventing cardio-metabolic diseases.



Post-IPO funding



Biotech (55.47%)
Medtech (32.85%)
Diagnostic (8.03%)
Biocleantech (3.65%)

€ 273 M post-IPO

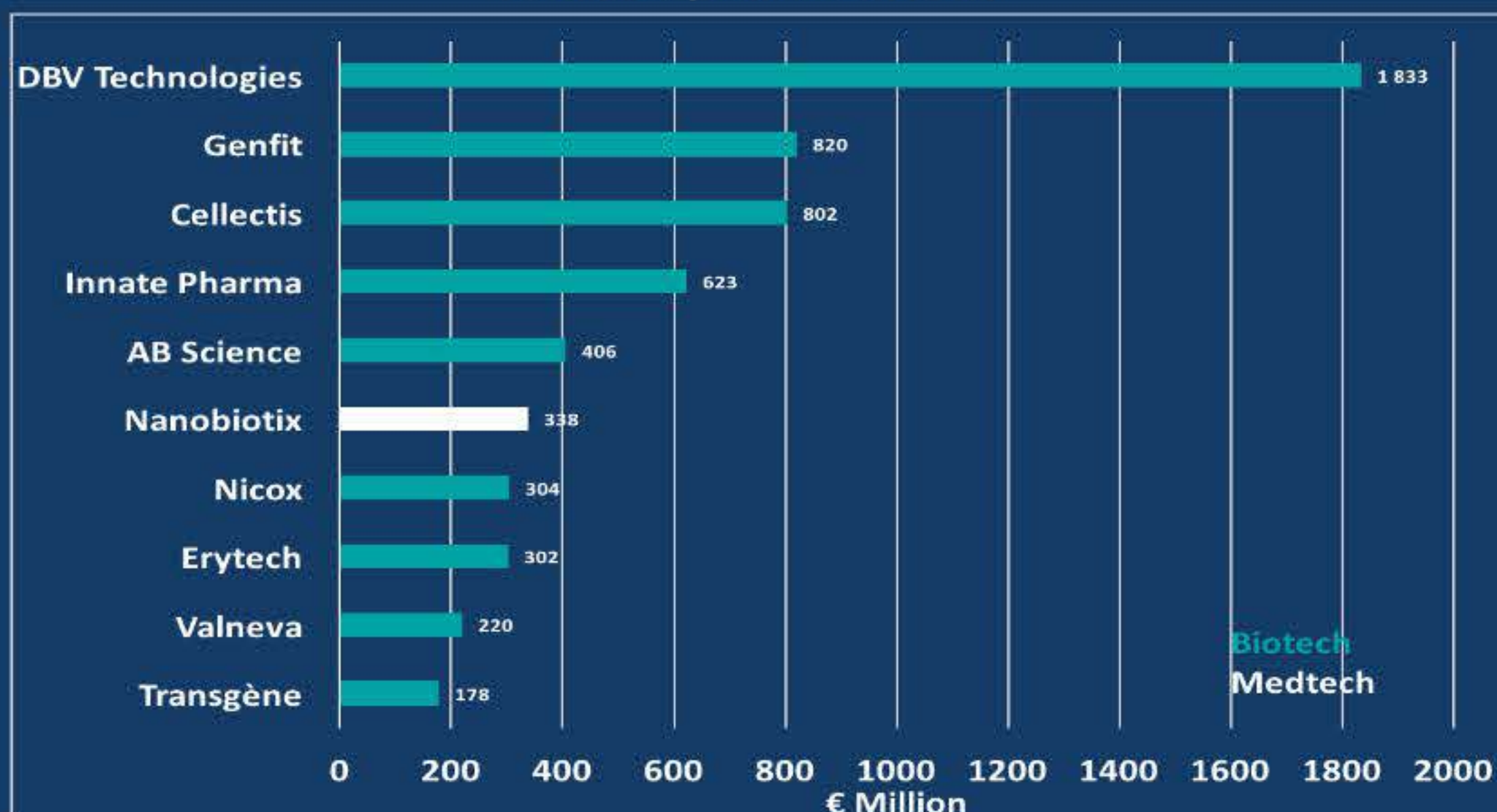
23 companies funded

€ 11.8 M funding on average

Largest funding round made by Erytech Pharma: € 70.5 M

Top 10 listed French biotech and medtech

Market capitalisation (€M)



Sources: BioCentury (July 2017); KPMG(2017); Euronext; France Biotech