



# Financing

## French Biotech and Medtech



€ 943 M raised by French biotech and medtech in 2017



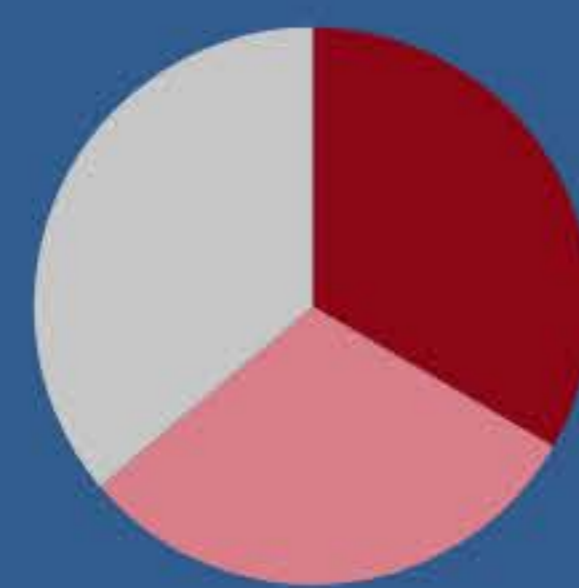
€ 315 M in private equity



€ 287 M in IPO

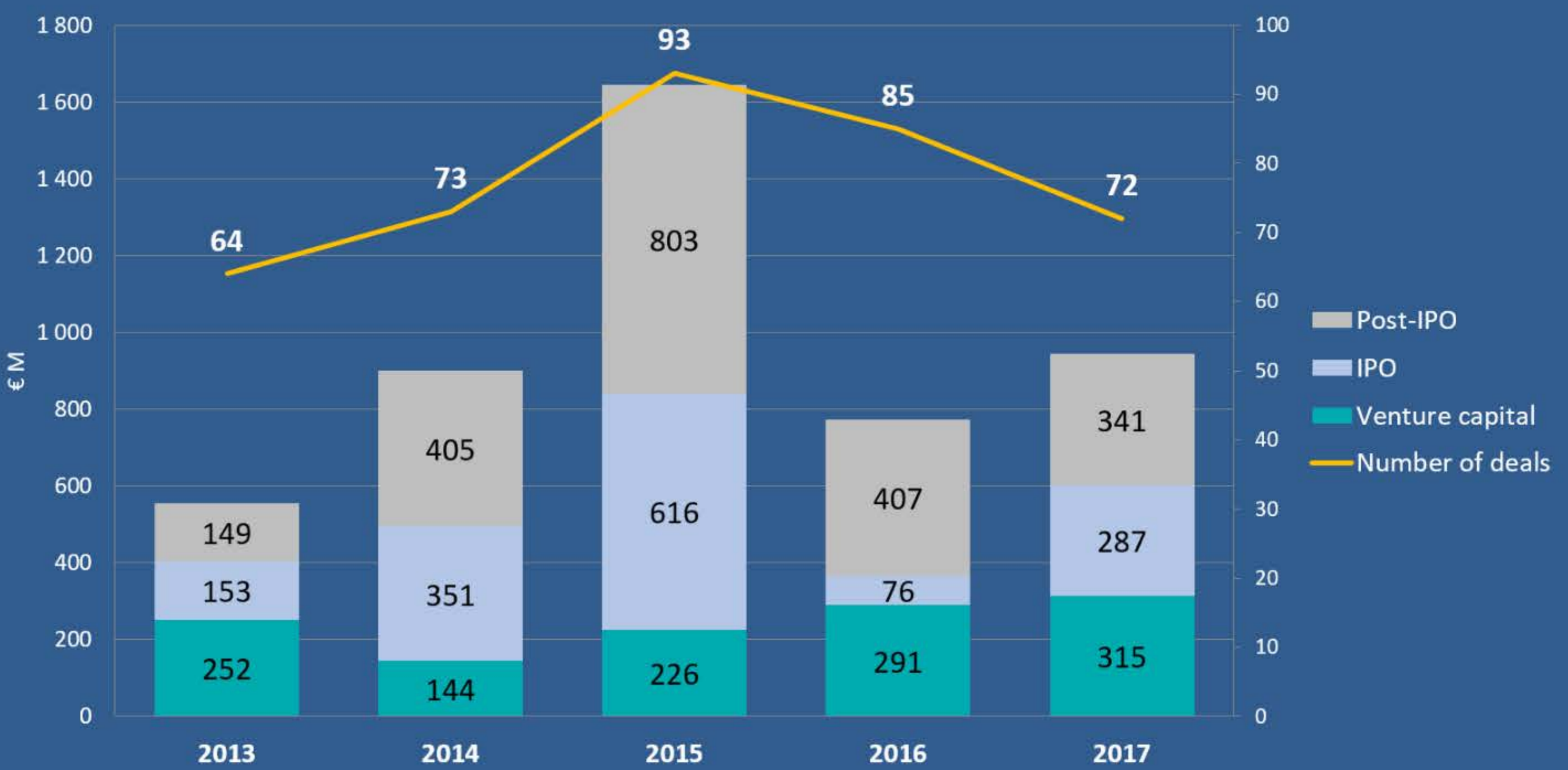


€ 341 M post-IPO



Private equity (33.40%) IPO (30.43%)  
Post-IPO (36.16%)

### French biotech and medtech financing



Sources: BioCentury (January 2018); France Biotech



### Private Equity

#### French biotech and medtech

€ 315 M in private equity

35 deals

€ 9 M per deal on average

Biotech is the largest segment (2/3 of amounts)

Largest funding round made by Vivet Therapeutics : € 37.5 M



Biotech (64.13%) Medtech (22.54%)  
Diagnostics (1.27%) E-health (12.06%)



### Initial Public Offerings

7 IPO during 2017

Feb. 2017		€ 48 M	Oct. 2017		€ 19.6 M
Feb. 2017		€ 22.6 M	Nov. 2017		€ 120 M (Nasdaq)
May 2017		€ 11.5 M	Dec. 2017		€ 27 M
Oct. 2017		€ 38.1 M			



### Post-IPO funding

€ 341 M post-IPO

30 deals

€ 11.4 M per deal on average

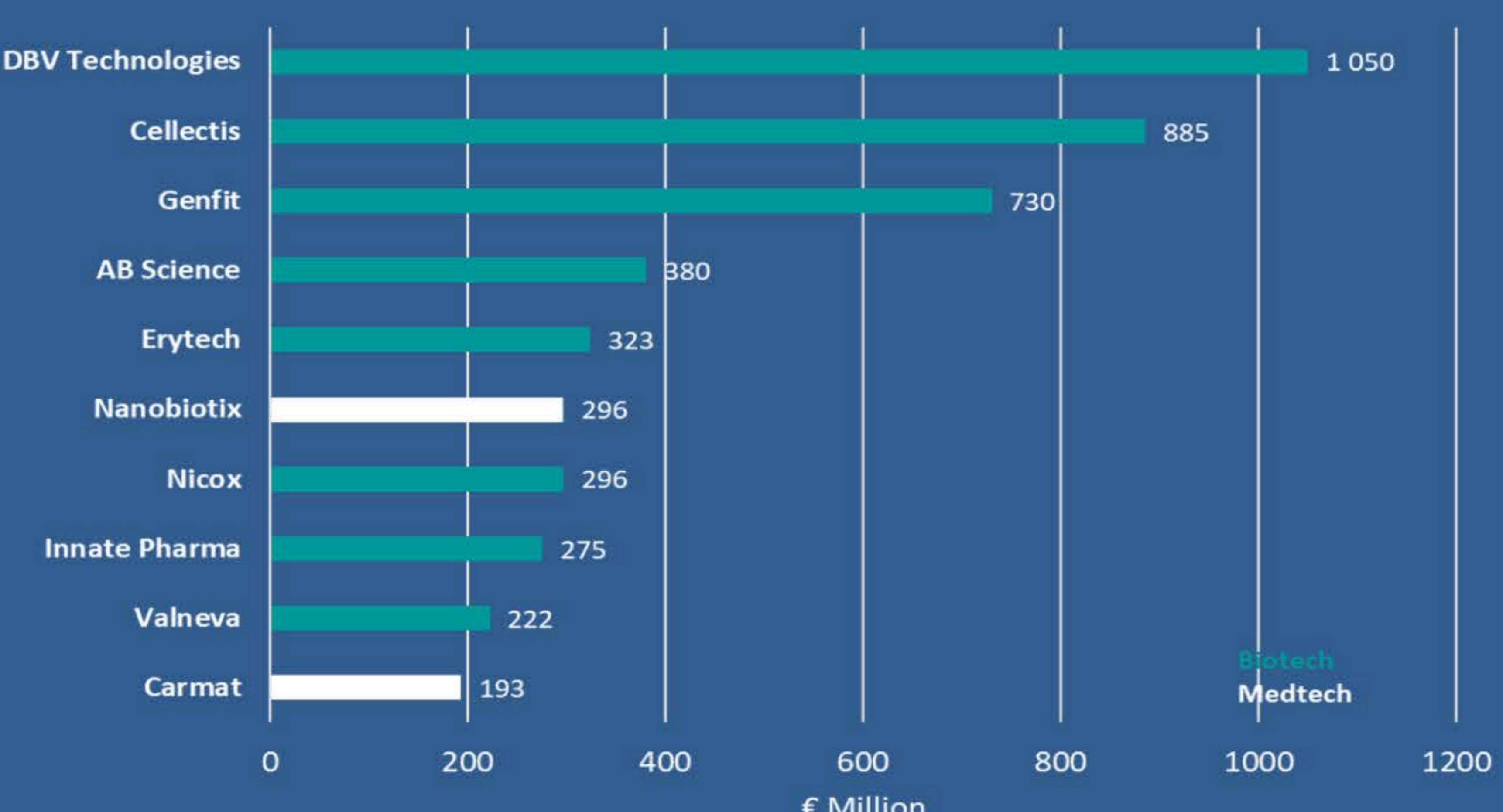
Largest funding round made by Erytech Pharma: € 70.5 M



Biotech (49.12%) Medtech (32.75%)  
Diagnostic (11.99%) Biocleantech (6.14%)

### Top 10 listed French biotech and medtech

Market capitalisation on January 2nd 2018 (€M)



Sources: BioCentury (January 2018); Euronext; France Biotech